

Jenny Dooley

Student's Book

New

ENTERPRISE

A1



Express Publishing



CONTENTS

Grammar	Vocabulary	Reading	Listening	Speaking	Writing	Culture
<ul style="list-style-type: none"> the verb <i>to be</i> subject pronouns <i>a/an</i> the verb <i>can</i> (ability) 	<ul style="list-style-type: none"> cardinal numbers countries/nationalities jobs abilities school/college subjects colours 	Social Media Profiles (replace words)	a dialogue (multiple choice)	<ul style="list-style-type: none"> greetings, introductions & personal questions intonation in <i>wh</i>-questions 	<ul style="list-style-type: none"> an 'about me' profile writing tip: <ul style="list-style-type: none"> capital letters linking ideas (<i>and, but</i>) 	<i>Countries of the English-speaking world</i>



1

Hi!

(pp. 4-11)



2

Families

(pp. 12-19)

<ul style="list-style-type: none"> the verb <i>have got</i> object pronouns possessive adjectives/pronouns possessive case <i>who/whose</i> plurals (regular, irregular) 	<ul style="list-style-type: none"> family members people's appearance character adjectives 	<i>A family like no other!</i> (article – answer questions)	a dialogue (multiple matching)	<ul style="list-style-type: none"> identifying & describing people pronunciation: /i:/ /ɪ/ 	<ul style="list-style-type: none"> a blog entry about a famous person writing tip: punctuation	<i>Celebrity Siblings</i>
--	---	---	--------------------------------	---	--	---------------------------



3

Home sweet home!

(pp. 20-27)

<ul style="list-style-type: none"> <i>there is/there are/a-an/some-any</i> <i>this/these-that/those</i> prepositions of place (<i>on, in, under, behind, next to, in front of, near, between, opposite</i>) 	<ul style="list-style-type: none"> rooms, furniture & appliances ordinal numbers types of houses 	<i>Life underground</i> (online article – T/F statements)	a dialogue (note taking)	<ul style="list-style-type: none"> renting a flat pronunciation: /ɑ:/ /æ/ 	<ul style="list-style-type: none"> an email describing your new flat writing tip: informal language	<i>The UK – Homes of the Monarchy</i>
--	---	---	--------------------------	--	---	---------------------------------------

Values – National Pride (p. 28)

Public Speaking Skills A – Present your country's flag (p. 29)



4

Busy days

(pp. 30-37)

<ul style="list-style-type: none"> present simple adverbs of frequency <i>love/like/hate + -ing</i> prepositions of time 	<ul style="list-style-type: none"> daily routines days of the week telling the time free-time activities sports 	<i>A day in the life of Valeria López</i> (article – match headings to paragraphs; T/F statements)	a dialogue (T/F statements)	<ul style="list-style-type: none"> making arrangements pronunciation: /s/ /z/ /ɪz/ 	<ul style="list-style-type: none"> a blog entry about your typical Sunday writing tip: opening/closing remarks	<i>Hobbies & Sports: Australia vs Canada</i>
--	--	--	-----------------------------	---	--	--



5

Birds of a feather

(pp. 38-45)

<ul style="list-style-type: none"> modal verbs: <i>can/could, can't, must, mustn't</i> question words 	<ul style="list-style-type: none"> wild animals parts of animals' bodies farm animals 	<i>Welcome to Pohatu Marine Reserve</i> (online article – T/F statements – answer questions)	a dialogue (T/F statements)	<ul style="list-style-type: none"> asking for information pronunciation: /e/ /ɜ:/ 	<ul style="list-style-type: none"> an application form to volunteer writing tip: completing application forms	<i>Unique animals in Australia</i>
---	--	--	-----------------------------	--	---	------------------------------------



6

Come rain or shine

(pp. 46-53)

<ul style="list-style-type: none"> present continuous present continuous vs present simple 	<ul style="list-style-type: none"> weather months & seasons activities clothes 	<i>Willis in all Weathers</i> (blog – T/F/DS statements)	short descriptions (picture numbering)	<ul style="list-style-type: none"> shopping for clothes pronunciation: /n/ /ɪ/ 	<ul style="list-style-type: none"> a postcard writing tip: <ul style="list-style-type: none"> writing addresses avoiding repetition 	<i>A guide to California</i>
--	--	--	--	---	---	------------------------------

Values B – Environmentalism (p. 54)

Public Speaking Skills B – Present an endangered animal (p. 55)

Grammar	Vocabulary	Reading	Listening	Speaking	Writing	Culture
---------	------------	---------	-----------	----------	---------	---------



Taste the world
(pp. 56-63)

<ul style="list-style-type: none"> countable/ uncountable nouns phrases of quantity <i>some, any, a lot of/ much/many – how much/how many – a few/a little</i> the imperative 	<ul style="list-style-type: none"> food/drinks cutlery & tableware ways to cook food preparation 	<i>Food of the World</i> (article – complete sentences)	a restaurant advert (gap fill)	<ul style="list-style-type: none"> ordering food pronunciation: /g/ /dʒ/ 	<ul style="list-style-type: none"> a restaurant review writing tip: using adjectives 	<i>Traditional Irish Recipes</i>
---	--	--	--------------------------------	---	---	----------------------------------



New places, new faces
(pp. 64-71)

<ul style="list-style-type: none"> comparative – superlative adverbs of degree (<i>quite, very, much, too</i>) <i>too/enough</i> 	<ul style="list-style-type: none"> adjectives describing places tourist attractions 	<i>Los Angeles – The City of Angels</i> (article – T/F statements – answer questions)	a dialogue (multiple matching)	<ul style="list-style-type: none"> making suggestions pronunciation: /s/ /ʃ/ 	<ul style="list-style-type: none"> an article about a place writing tip: title, tenses, informal language in articles 	<i>Welcome to New Zealand</i>
---	---	--	--------------------------------	---	--	-------------------------------



Times change
(pp. 72-79)

<ul style="list-style-type: none"> past simple (<i>was/ were, had, could</i>) 	<ul style="list-style-type: none"> features in a place places/ buildings in a town/city transport 	<i>Inishmore: Then & Now</i> (article – answer questions)	directions (gap fill)	<ul style="list-style-type: none"> asking for/ giving directions pronunciation: /l/ pronounced or silent 	<ul style="list-style-type: none"> an article about a place then and now writing tip: linking ideas: <i>because/so</i> 	<i>UK street names</i>
--	--	--	-----------------------	---	---	------------------------

Values – Respect (p. 80)
Public Speaking Skills C – Present a historic landmark (p. 81)



Their stories live on
(pp. 82-89)

<ul style="list-style-type: none"> past simple (regular/ irregular) prepositions of movement adverb formation 	<ul style="list-style-type: none"> famous people and their achievements jobs feelings/ reactions 	<i>Making the Best of a bad situation</i> (article – T/F statements; multiple matching)	a narration of an event (order of events)	<ul style="list-style-type: none"> narrating past events intonation Yes/ No questions 	<ul style="list-style-type: none"> a story writing tip: adjectives/ adverbs; join sentences (<i>and, but, because, so then, when, etc</i>) 	<i>William Shakespeare – A Poet for All Time</i>
--	---	--	---	---	---	--



Time will tell
(pp. 90-97)

<ul style="list-style-type: none"> <i>should/shouldn't</i> future simple, <i>be going to</i>, present continuous (future meaning) <i>It – There</i> 	<ul style="list-style-type: none"> the environment summer plans 	<i>A Dark Future or a Bright One?</i> (blog – complete sentences)	a dialogue about summer plans (multiple choice)	<ul style="list-style-type: none"> giving advice inviting/ accepting/ refusing invitations pronunciation: /l/ – won't 	<ul style="list-style-type: none"> an email about your summer plans writing tip: expressing reason, result or purpose 	<i>Arbor Day – Give a Little Time to the Trees</i>
--	---	--	---	---	--	--



Take a break
(pp. 98-105)

<ul style="list-style-type: none"> present perfect present perfect vs past simple <i>The/–</i> 	<ul style="list-style-type: none"> holiday activities travel experiences 	<i>Exotic Morocco</i> (email – T/F statements)	telephone conversations (multiple choice)	<ul style="list-style-type: none"> describing holiday experiences pronunciation: /h/ pronounced or silent 	<ul style="list-style-type: none"> a blog comment about a holiday experience writing tip: opening/closing remarks 	<i>Adventure Holidays in Canada</i>
---	--	---	---	--	--	-------------------------------------

Values – Environmental Awareness (p. 106)
Public Speaking Skills D – Present a green city (p. 107)

CLIL (pp. 108-111)
Word List (pp. 112-118)
Irregular Verbs (p. 119)

1

Hi!

Vocabulary: Cardinal numbers, Countries, Nationalities, Jobs, Abilities, Subjects, Colours
Grammar: the verb *to be*; subject pronouns: *a/an*; the verb *can*

Everyday English: Introduce yourself/others, Give personal information
Writing: A short text about a friend, Your social media profile

Reading

- 1 Look at the social media profiles. How old is each person? What is their dream job?

🎧 Listen and read to find out.

▶ VIDEO



▼ Peter Smith

- ▶ Age: 16
- ▶ Country: the UK

I'm good at singing. Music is my favourite subject at school. My favourite artist is Bruno Mars. He is an American singer and he can sing really well. My dream job is to become a singer. It's an amazing job.



▼ Maria Álvarez

- ▶ Age: 18
- ▶ Country: Argentina

I'm really interested in Art and ICT. I can draw beautiful pictures. I can design great outfits on my computer as well. My dream job is to become a fashion designer. It's a great job!



▼ Ju Luó

- ▶ Age: 19
- ▶ Country: Thailand

I'm crazy about English Literature. My favourite writers are Margaret Atwood, John Steinbeck and Charles Dickens. I can write good stories. My dream job is to become a writer.



▼ Janusz Florek

- ▶ Age: 20
- ▶ Country: Poland

At my college, all of the subjects are interesting, but my favourite one is Art. I'm mad about photography. I can take really good snapshots with my camera. My dream job is to become a photographer.


- 2 Read the sentences. Replace the words in bold with words from the text.

- 1 Peter is good at **it**.
2 Maria is interested in **them**.
3 **She's** interested in English Literature.
4 Janusz can take **these** with his camera.

✔ Check these words

good at, become, amazing, interested in, draw, design, outfit, crazy about, mad about, snapshot

Speaking

3 a)  Ask and answer questions, as in the example.

A: *What is Peter's surname?* B: *He's from the UK.*
 B: *Smith.* A: *What is his dream job?*
 A: *How old is he?* B: *His dream job is to become a singer.*
 B: *He's 16 years old.*
 A: *Where is he from?*

b) Read the texts again. Copy and complete the table. Make sentences, as in the example.

First name	Surname	Age	Country	Dream Job
Peter	<i>Smith</i>	<i>16</i>	<i>the UK</i>	<i>singer</i>
Maria	<i>Álvarez</i>			
Ju				
Janusz				


... is ... years old. He/She is from His/Her dream job is to become

Vocabulary

Cardinal numbers

4 a)  Listen and learn.

one (1)	eleven (11)	thirty (30)
two (2)	twelve (12)	forty (40)
three (3)	thirteen (13)	fifty (50)
four (4)	fourteen (14)	sixty (60)
five (5)	fifteen (15)	seventy (70)
six (6)	sixteen (16)	eighty (80)
seven (7)	seventeen (17)	ninety (90)
eight (8)	eighteen (18)	a hundred (100)
nine (9)	nineteen (19)	a hundred and one (101)
ten (10)	twenty (20)	a thousand (1000)
	twenty-one (21)	

b)  Listen and circle the numbers you hear. Write them in your notebook.






47 5 3 67 13 28 96 56 100 64 89 34

forty-seven

Countries/Nationalities

5 Fill in the gaps with words from the list. Write in your notebook. Then make sentences, as in the example.

- Brazil • Mexican • Argentina
- Japanese • Greek • Spain • Finland
- American • Canada • Turkey

Name	Nationality	Capital	Country
 Paolo	Brazilian	Brasilia	1) <i>Brazil</i>
 Pablo	Spanish	Madrid	2)
 Jason	Canadian	Ottawa	3)
 Ito	4)	Tokyo	Japan
 Tomás	Argentinian	Buenos Aires	5)
 Mike	6)	Washington DC	the USA
 Costas	7)	Athens	Greece
 Hans	Finnish	Helsinki	8)
 Rico	9)	Mexico City	Mexico
 Ali	Turkish	Ankara	10)

Paolo is Brazilian. He's from Brasilia, Brazil.

Writing

6 Copy and complete the table in Ex. 3b with information about your friend. Use your notes to write a paragraph about him/her (50 words). Add a photo.

Grammar in Use

Tony's Profile



Tony is from London, the UK. He's 18 years old. Tony is good at drawing, but he isn't good at singing. His dream job is to become an architect. He can play football well, but he can't play tennis.

1 Read the table. Find examples in Tony's profile.

The verb to be

Affirmative		Negative	
Long form	Short form	Long form	Short form
I am	I'm	I am not	I'm not
you are	you're	you are not	you aren't
he is	he's	he is not	he isn't
she is	she's	she is not	she isn't
it is	it's	it is not	it isn't
we are	we're	we are not	we aren't
you are	you're	you are not	you aren't
they are	they're	they are not	they aren't
Interrogative	Short answers		
Am I?	Yes, I am. / No, I'm not.		
Are you?	Yes, you are. / No, you aren't.		
Is he?	Yes, he is. / No, he isn't.		
Is she?	Yes, she is. / No, she isn't.		
Is it?	Yes, it is. / No, it isn't.		
Are we?	Yes, we are. / No, we aren't.		
Are you?	Yes, you are. / No, you aren't.		
Are they?	Yes, they are. / No, they aren't.		

2 Fill in: *is, are, 's, 're, 'm, aren't or isn't*.

- A: *Is* he from Mexico?
B: No, he He from Japan.
- A: they Spanish?
B: No, they They Canadian.
- A: What your favourite school subject?
B: My favourite school subject Music.
- A: Paolo from Brazil?
B: Yes, he He from Brasilia.
- A: How old you?
B: I 23.
- A: she from Italy?
B: Yes, she She from Milan.

3 a) Complete the gaps with the correct form of the verb *to be*.

Viewing By: Most Recent Most Active

Hi! My name 1) *is* Andrea and I 2) from the UK. I 3) 25 years old. This 4) my friend Monica. She 5) from Poland. She 6) 28 years old. We 7) photographers. I 8) good at drawing, and Monica 9) good at singing. In this photo, we 10) at a café. Be our e-friend.

b) Correct the sentences. Write in your notebook.

- Andrea is from Poland.
Andrea isn't from Poland. She's from the UK.
 - Monica is 25 years old.
 - Andrea and Monica are American.
 - Andrea is a good singer.
- 4 **SPEAKING** Pretend you are from one of the countries below. Your partner tries to guess where you are from.
- Australia • India • Peru • France • Germany
 - Bahrain • Portugal • Brazil • Italy • Egypt
- A: *Are you from Italy?* A: *Are you from France?*
B: *No, I'm not.* B: *Yes, I am.*

5 Read the theory box. Then fill in the correct subject pronoun.

Subject pronouns

Singular	I/You/He/She/It
Plural	We/You/They
Subject pronouns go before the main verb. <i>John is from Peru. He is Peruvian.</i>	

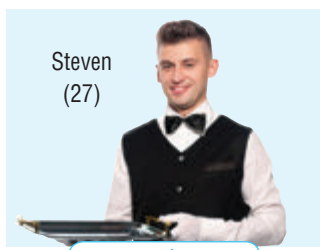
- Mary is from the UK. is British.
- Tom and I are 18 years old. are Canadian.
- Sue and Molly are students. are from the USA.
- I am interested in Art. is my favourite subject.
- Mark is 28 years old. is a photographer.
- You and Anna are from Canada. are Canadians.

6 Read the theory. Find one example in Tony's profile on p. 6.

a/an

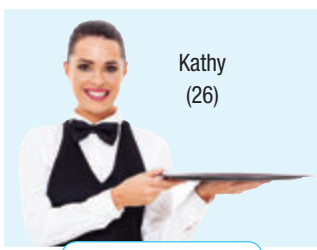
- We use **a/an** before singular nouns when we talk generally about them. We also use **a/an** before names of jobs. **a book, an actor**
- We use **a** before consonant sounds (*b, c, d, f*, etc). **He's a teacher.** We use **an** before vowel sounds (*a, e, i, o, u*). **She's an actress.**

7 a) Use *a/an* and the words: *artist, astronaut, doctor, engineer, pilot, police officer, vet, waiter, waitress, actress/actor, secretary* to label the pictures.



Steven (27)

1 a waiter



Kathy (26)

2



Mary (30)

3




Laura (29)

4




Bob (35)

5




Helen (34)

6



Steve (42)

7



Paul (36)

8



Stella (28)

9



Tom (38)

10



Pam (28) Peter (30)

11

b) **SPEAKING** Ask and answer questions about the people in Ex. 7a.

- A: **What's his name?** A: **What's his job?**
 B: **Steven.** B: **He's a waiter.**
 A: **How old is he?**
 B: **Twenty-seven.**


8 Read the table. Find examples in Tony's profile on p. 6.

The verb can

Affirmative	I/You/He/She/It/We/You/They can .
Interrogative	Can I/you/he/she/it/we/you/they?
Negative	I/You/He/She/It/We/You/They cannot/can't .


9 Say what each person *can/can't* do.

1




Mark / cook (x)

2




Mary / type (✓)

3




Lora / dance (x)

4




Steve / swim (✓)

5



Sam / play the guitar (x)

6



Kate / run (✓)

1 Mark can't cook.

10 **SPEAKING** In groups, ask and answer questions to find out what your friends *can* or *can't* do. Use the phrases in the table.

very well/fast	95%	↑
quite well/fast	70%	
not very well/fast	40%	
no	0%	

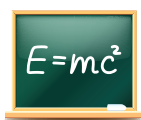
- A: **Can you cook?**
 B: **Yes, I can cook very well. Can you type?**
 A: **No, I can't. Can you type?**
 C: **Yes, I can type quite well. Can you ... ? etc**

Skills in Action

Vocabulary

School/College subjects


1 a) Listen and learn.



Maths



Computer Science



Physics



Geography



English Language



Music



History



Art



Biology



Chemistry



Literature



Drama

b) Which subjects are/aren't you good at? What about your best friend? Tell your partner.

*I'm good at Maths. I'm not very good at History.
My best friend is good at Physics. She isn't very good at Music. etc*

Listening

Study Skills

Multiple choice

First, read the questions and all the possible answers so that you know what you are about to listen to. While you listen, try not to get distracted as all options are mentioned.

2 a) Look at the questions and answers. What is the dialogue about?

- Where is Elsa from?
A Sweden B Mexico C Spain
- How old is Carlos?
A 21 B 20 C 18
- What year is Elsa in?
A 2 B 3 C 1
- What is Diego's favourite subject?
A English B Geography C Art
- What is Carlos's favourite subject?
A Chemistry B Biology C English

b) Listen and choose the correct answers.

Everyday English

Greetings, Introductions & Personal questions

3 a) Complete the dialogue.

Ann: Nice party!
Steve: Yes, it's great.
Ann: I'm Ann, by the way. **1)** is your name?
Steve: I'm Steve, Steve Blair. Nice to meet you.
Ann: Nice to meet you, too. **2)** are you from?
Steve: I'm from Glasgow, Scotland.
Ann: Oh, are you a student there?
Steve: I'm a doctor. **3)** about you?
Ann: I'm from Birmingham and I'm a student. I study Biology.
Steve: Really? Biology is my favourite. **4)** old are you?
Ann: I'm twenty-one. And you?
Steve: Well, I'm thirty.

b) Listen and check.

4 Act out a similar dialogue. Use phrases from the Language box.

Greet people	Respond
<ul style="list-style-type: none"> • Hi!/Hello! How are you? • How's everything? • Bye! • See you! 	<ul style="list-style-type: none"> • Fine. • Great. • So-so. • Not bad. • I'm OK. • See you!
Introduce yourself/others	Respond
<ul style="list-style-type: none"> • Hi! I'm ... • Hello! My name's ... This is ... 	<ul style="list-style-type: none"> • Nice to meet you! • Oh, hi! I'm ... • Pleased to meet you.
Personal questions	
<ul style="list-style-type: none"> • What's your name? • How old are you? • Where are you from? • What's your job? 	

Intonation in *wh*-questions

5 Read the theory.

Listen and repeat.

Intonation goes down at the end of *wh*- questions.
What's your name? ↘

- Where are you from?
- What's his name?
- When is your birthday?
- What about you?

Reading & Writing

6 Read the texts. Copy and complete the table for each person in your notebook.



About me:
My name's Michael. I'm 18 years old and I'm a college student from Los Angeles in the USA. My favourite subjects are Maths and Physics. I can swim and run very fast but I can't play the guitar. My favourite singer is Eminem.



About me:
I'm Mumba and I'm from Nairobi in Kenya. I'm 22 years old and I'm a college student. I'm crazy about Drama and Literature. My favourite writers are Oscar Wilde and F. Scott Fitzgerald. I can write really good stories and cook very well. I'm crazy about Sia. She's a great singer.

Name	
Age	
Where from	
Favourite subjects	
Abilities	
Favourite singer	

Writing Tip

Capital letters
In English we use capital letters to start a sentence. (*He's from Italy.*) We also use capital letters with:

- names (*Paul Smith*).
- nationalities (*Mexican*).
- months (*June*).
- school subjects (*Art*).
- days of the week (*Monday*).
- the personal pronoun *I*.
- countries (*Mexico*).

7 Read the *Writing Tip* box. Rewrite the sentences. Use capital letters.

- i am from france.
- you are interested in maths.
- jenny can dance very well.
- they are british.
- my favourite sportsman is michael Phelps. he's american.

Writing Tip

Linking ideas

- We use **and** to link similar ideas.
I'm 25 years old and I'm from Vietnam.
- We use **but** to link opposing ideas.
I can cook very well but I can't dance well.

8 Read the *Writing Tip* box. Use *and* or *but* to join the sentences.

- Dan is 16 years old. He is good at Maths.
.....
- Mary can draw. She can't sing.
.....
- I am good at Music. I can play the piano very well.
.....
- I am interested in Drama. I can sing well.
.....
- Jenny can swim really fast. She can't cook very well.
.....

Writing (an 'About me' profile)

9 Copy the table in Ex. 6 into your notebook and complete it with information about yourself.

10 You want to create your social media profile. Use your notes in Ex. 9 to write the 'About me' text for it (50-60 words).



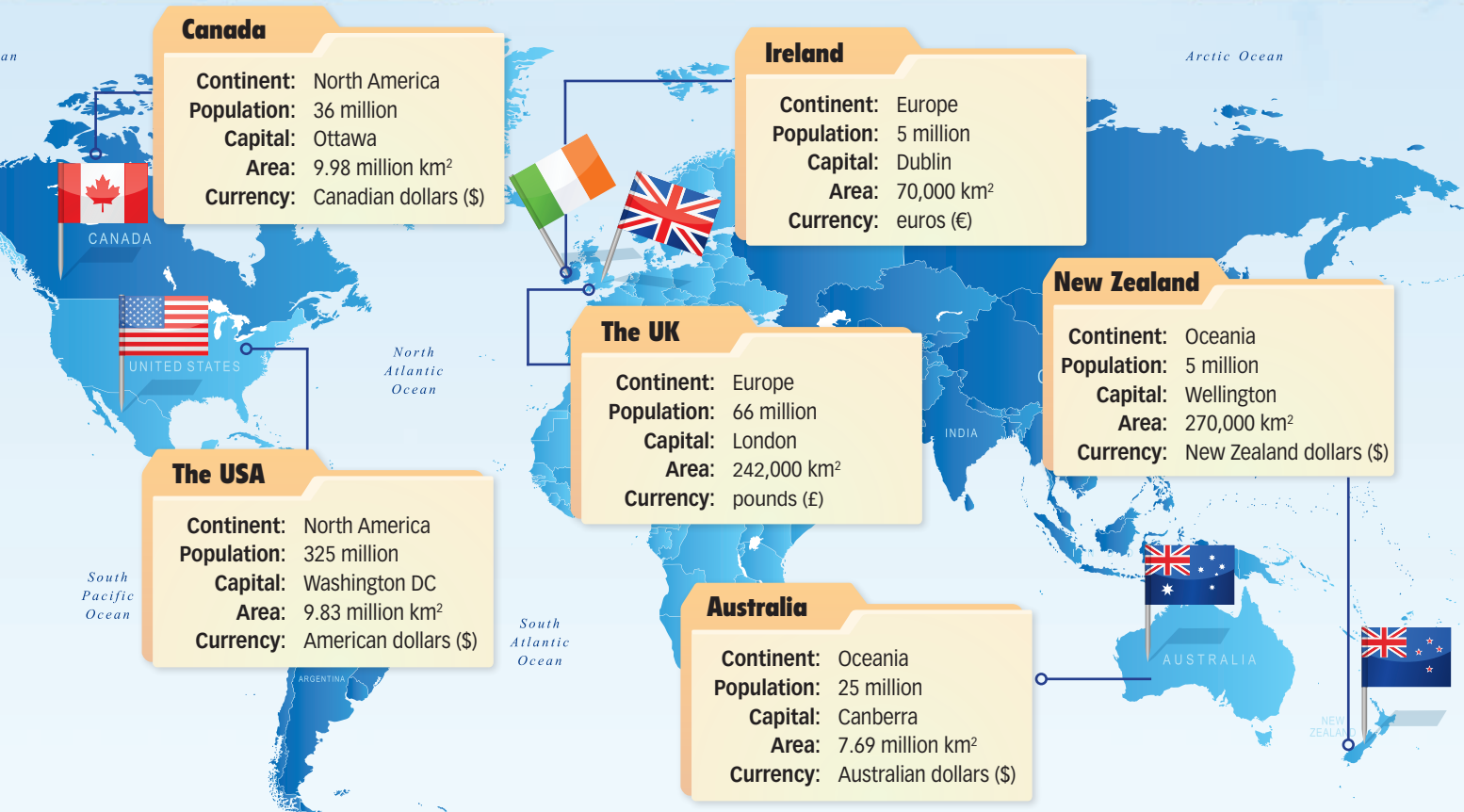


Culture



Countries of the English-speaking world

Over 840 million people speak English as a first or second language. It is an official language in 67 countries. And in these six countries most people are native speakers of English.



Check these words

official language, native speaker, continent, population, capital, currency

Listening & Reading

- Look at the map and the fact files. What is the official language in these countries?
 Listen and read the text to find out.
- Read again and correct the sentences.
 - Australia and New Zealand are in North America.
 - Wellington is in Australia.
 - Ireland's currency is pounds.
 - Canada and the UK are nearly the same size.
 - The population of New Zealand is the same as the UK.

Speaking & Writing



3 Use the colour guide and say what colours are on each country's flag.

The UK's flag is red, white and blue.

- Write a similar fact file about your country.

Vocabulary

1 Write the numbers.

- | | |
|------------|-------------|
| 1 5 | 6 3 |
| 2 15 | 7 38 |
| 3 12 | 8 105 |
| 4 20 | 9 16 |
| 5 73 | 10 82 |

(10 x 1 = 10)

2 Write the nationalities.

- | | |
|------------------|------------------|
| 1 the UK – | 4 Turkey – |
| 2 Japan – | 5 Spain – |
| 3 Canada – | |

(5 x 2 = 10)

3 Write each person's job.

- Terry can take good snapshots.
- Anna can write interesting stories.
- Jacob can design outfits.
- Samantha can draw beautiful pictures.
- Andrew can sing well.

(5 x 2 = 10)

Grammar

4 Fill in the correct form of the verb *to be*.

- A: you a teacher?
B: No, I I a doctor.
- A: Mark from the USA?
B: Yes, he He American.
- A: Steve and Luke pilots?
B: No, they They actors.
- A: you from Italy?
B: Yes, we We from Milan.
- A: Julia from Germany?
B: No, she She from Russia.

(5 x 4 = 20)

5 Fill in: *a* or *an*.

I'm William and my best friend is Ben. He's **1**) student at college and I'm **2**) actor. My sister's **3**) artist. Ben's dream is to become **4**) vet. It's **5**) amazing job.

(5 x 2 = 10)

6 Use *can* or *can't* to fill in the gaps.

- "..... you cook?" "Yes,"
- "..... we run fast?" "No,"
- "..... Alison swim?" "Yes,"
- "..... they dance?" "Yes,"
- "..... he type fast?" "No,"

(5 x 2 = 10)

7 Complete the gaps with the correct form of the verb *to be* or the verb *can*.

I **1**) Kevin and this **2**) my friend Alex. We **3**) best friends. Alex and I **4**) both seventeen years old. My favourite subject **5**) Music. I **6**) play the guitar, but I **7**) sing very well. Alex **8**) really good at Art. He **9**) draw amazing pictures. He **10**) also take really good snapshots with his camera.

(10 x 2 = 20)

Everyday English

8 Match the sentences.

- | | |
|--|-----------------------|
| 1 <input type="checkbox"/> What's your name? | A I'm twenty. |
| 2 <input type="checkbox"/> How old are you? | B Not bad. |
| 3 <input type="checkbox"/> Hello! My name's Steve. | C She is from Mexico. |
| 4 <input type="checkbox"/> How are you? | D I'm Brenda. |
| 5 <input type="checkbox"/> Where is she from? | E Nice to meet you! |

(5 x 2 = 10)

Total 100

Competences

GOOD ✓

VERY GOOD ✓✓

EXCELLENT ✓✓✓

Lexical Competence

- Talk about
- cardinal numbers
 - countries & nationalities
 - jobs
 - abilities
 - colours

Reading Competence

- read for specific information (identify reference in a text; complete a table)

Listening Competence

- identify key information (multiple choice)

Speaking Competence

- greet & introduce myself/others
- give personal information

Writing Competence

- write a short text about my friend
- write an 'About me' page

Values: National pride

VIDEO

India



Egypt



Nigeria



Uruguay



Myanmar



Fiji



Every country in the world has got a flag. The different shapes and colours on a flag are symbols of the values the people from each country have. Flags are also national symbols.

Colours

Red is for life, courage and strength. You can see red on the flags of Egypt, Poland and Vietnam.

Blue is for water, sky, wisdom and honesty. You can see blue on the flags of Kazakhstan, Fiji and Thailand.

Green is for nature, peace and harmony. You can see green on the flags of Mexico, Brazil and Nigeria.

Symbols

The **Sun** is a symbol of energy. Countries like Uruguay, Namibia and Argentina have got it on their flags.

Stars are a symbol of power. Myanmar, Cuba and Chile have all got stars on their flags.

Stripes are a symbol of freedom. Many countries, like France, Poland and India, have got stripes on their flags.

- 1 Look at the flags. Why are the colours and symbols on them important?

Listen and read to find out.

- 2 Read again and complete the table in your notebook. Choose two flags and explain what the colours and symbols on them mean.

colours	meaning	symbols	meaning
red		the Sun	
blue		stars	
green		stripes	

- 3 **ICT** Collect information about the meaning of more colours and more symbols on flags. Prepare a poster. Tell the class.

- 4 **THINK** Imagine your team takes part in a sports competition. You need to create your own flag. Decide on: *colours, symbols, meanings*. Use the information in Ex. 2 to design your flag.

- 5 You are your team's representative. Present your team's flag to the audience. Explain its meaning. The class votes for the best idea.

Public Speaking Skills


Study Skills

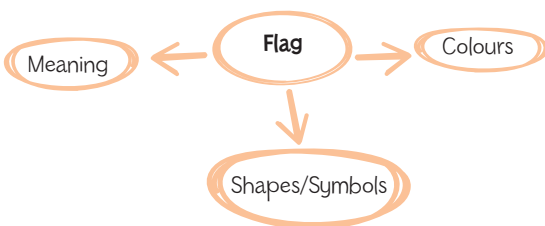
Preparing your presentation: steps to follow

- A Brainstorm for ideas.** Collect information and create a spidergram with notes.
- B Find appropriate visuals.**
- C Prepare your presentation.** Use your notes to write your text.
- D Practise your presentation** in front of a mirror.
- E Give your presentation.** Speak clearly. Use short sentences. Look at the audience. Use appropriate body language and gestures. Smile. Don't cross your arms, put your hands in your pockets or look at your notes all the time.

1 a) Read the task.

Imagine you celebrate Flag Day at a local event. You are the school's representative. Present your country's flag to the audience.

- b)  **Listen and read the model. Then copy and complete the spidergram in your notebook.**



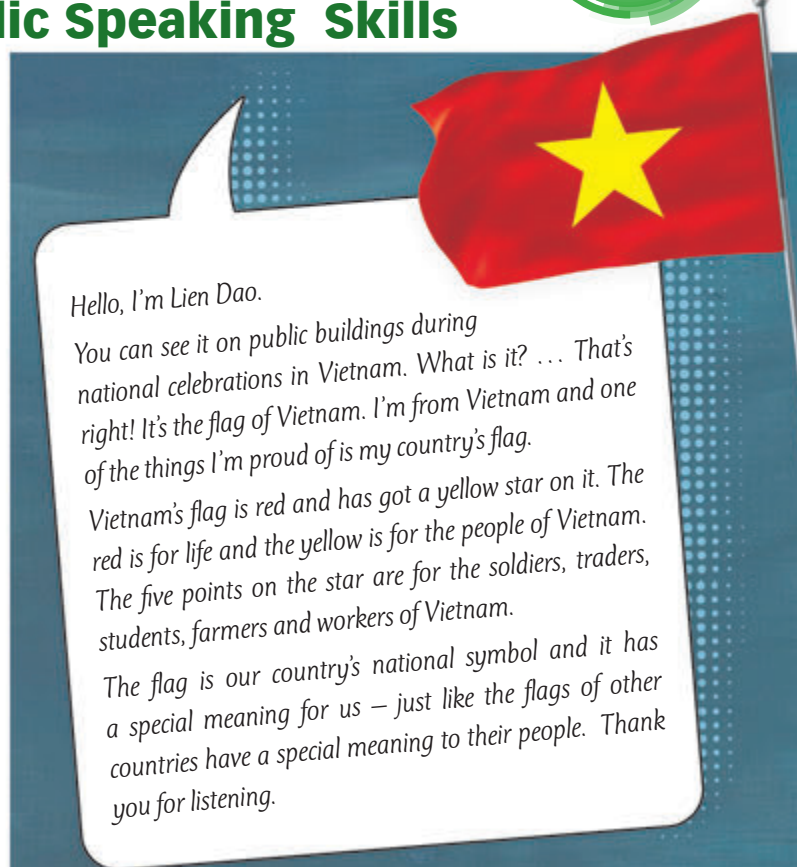
2 Read the theory. Which opening technique can you read in the model?

Opening techniques in public speaking

To start a presentation, we can:

- **Use humour/a riddle:** "I am red with a yellow star and I am a symbol of my country. What am I? ... It's the flag of my country, Vietnam."
- **Address the audience directly:** "Can you guess the meaning of the colour on this flag?"
- **Ask a rhetorical question:** "Aren't we proud of our country's flag?"
- **Make a statement:** "One thing I'm proud of is my country's flag."

- 3 **Copy the spidergram in Ex. 1b and complete it with information about the flag of your country. Use your notes and the model to prepare and give your presentation.**



Living in the World Today

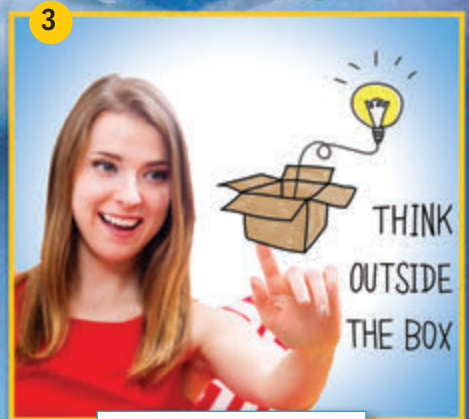
We are all citizens of the world.
So, it is important that we all know how to live in it!
To be a good citizen of the world, it is a good idea to ...



1 help other people.



2 be polite and not to be a bully.



3 be creative.



4 listen to everyone's opinion.



5 care for nature.



6 keep learning about the world around you.

Listening & Reading

- 1 Look at the leaflet. How can we be good citizens of the world today?
🔊 Listen and read to find out.

- 2 Match the examples (A-F) to the tips (1-6) on how to be a good citizen.

We can ...

- | | |
|--|---|
| A <input type="checkbox"/> make new friends. | D <input type="checkbox"/> help plant trees. |
| B <input type="checkbox"/> care for a grandparent. | E <input type="checkbox"/> try to come up with new ideas. |
| C <input type="checkbox"/> read lots of books. | F <input type="checkbox"/> ask others what they think. |

Speaking & Writing

- 3 **THINK** What else do you think you can do to be a good citizen?

- 4 **PROJECT** Find photos which show what makes someone a good citizen. Design your own poster about how to be a good citizen of the world.